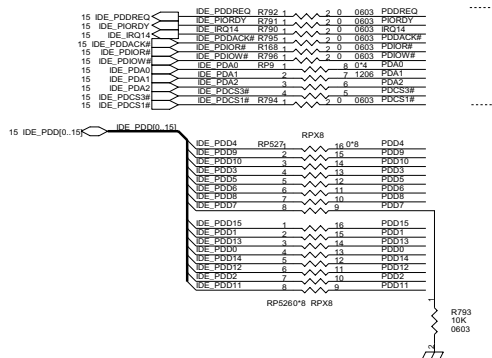


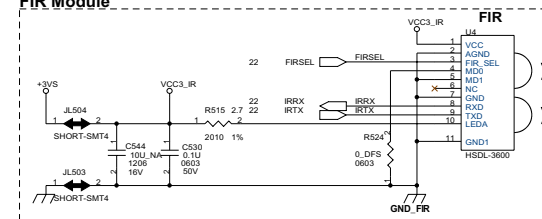
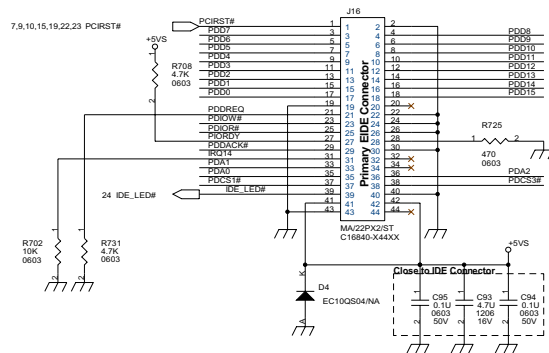
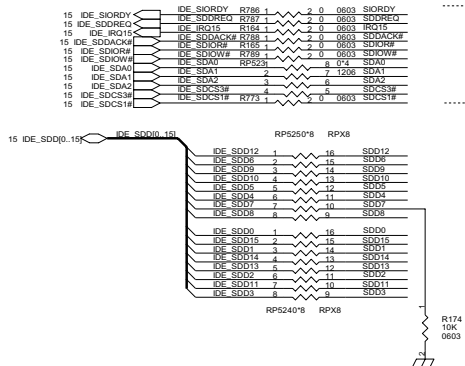
IDE INTERFACE

CHANGE TO 0 ohm

Terminating resistors should be place close to South Bridge



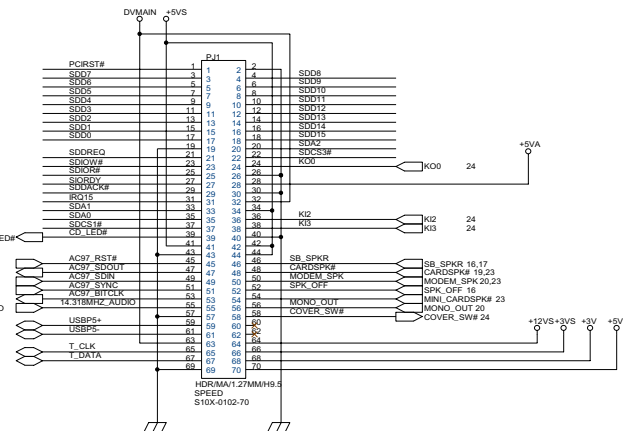
Terminating resistors should be placed close to South Bridge



IR Mode Select

IRMODE0	IRMODE1	FIRSEL	RX Function	TX Function
HI	LOW	X	Shutdown	Shutdown
LOW	LOW	LOW		Full Distance Power
LOW	HI	LOW	SIR	2/3 Distance Power
HI	HI	LOW	SIR	1/3 Distance Power
LOW	LOW	HI	MIR/FIR	Full Distance Power
LOW	HI	HI	MIR/FIR	2/3 Distance Power
HI	HI	HI	MIR/FIR	1/3 Distance Power

BTB CONNECTOR



Title	IDE INTERFACE & PULL UPS
-------	--------------------------

Size	Document Number	8640	Rev	0
Date:	Wednesday, August 28, 2002		Sheet	18 of 32